

## Maryland - Local Television and Radio

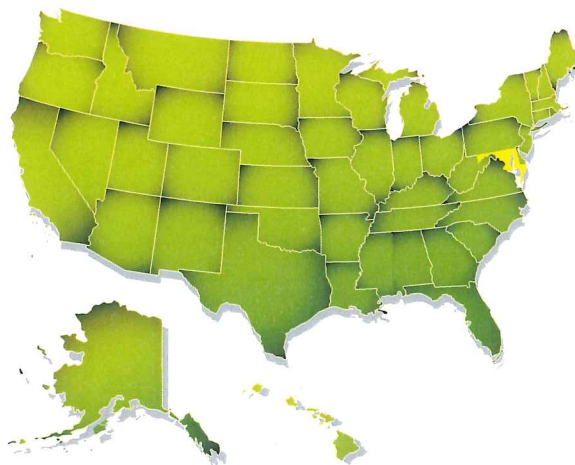
### Total Economic Impact in State

#### \$25.51 billion in GDP

Television \$15.37 billion  
Radio \$10.14 billion

#### 53.30 thousand jobs

Television 32.40 thousand jobs  
Radio 20.91 thousand jobs



### Direct Economic Impact in State

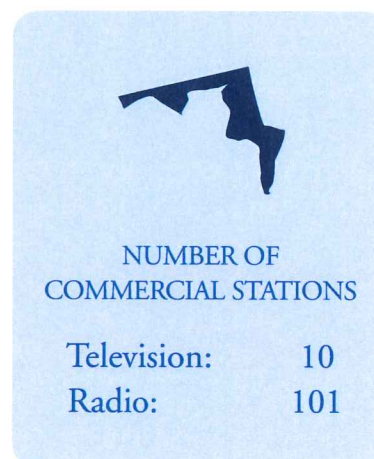
\$1.13 billion in GDP  
6.31 thousand jobs

### Economic Impact on Other Industries in State

\$2.83 billion in GDP  
17.23 thousand jobs

### Stimulative Effect on Economy in State

\$21.54 billion in GDP  
29.77 thousand jobs



### Maryland Economy

	2012	2020
Population (thousands)	5,886.46	6,378.04
Households (thousands)	2,218.70	2,457.33
Employment (thousands of jobs)	3,431.82	3,873.13
Retail Sales (billions 2012 \$)	\$92.71	\$107.51
Gross State Product (billions 2012 \$)	\$307.52	\$374.35
Income per Capita (2012 \$)	\$52,250	\$57,717

## Delaware - Local Television and Radio

### Total Economic Impact in State

#### \$3.90 billion in GDP

Television \$2.35 billion  
Radio \$1.55 billion

#### 7.16 thousand jobs

Television 4.36 thousand jobs  
Radio 2.80 thousand jobs



### Direct Economic Impact in State

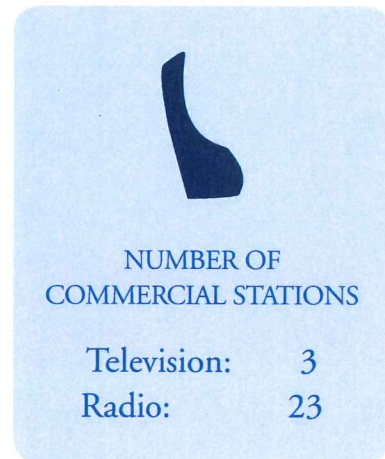
**\$0.17** billion in GDP  
**0.85** thousand jobs

### Economic Impact on Other Industries in State

**\$0.43** billion in GDP  
**2.31** thousand jobs

### Stimulative Effect on Economy in State

**\$3.29** billion in GDP  
**4.00** thousand jobs



### Delaware Economy

	2012	2020
Population (thousands)	915.93	990.29
Households (thousands)	351.89	387.57
Employment (thousands of jobs)	538.46	599.74
Retail Sales (billions 2012 \$)	\$17.30	\$20.02
Gross State Product (billions 2012 \$)	\$64.81	\$77.42
Income per Capita (2012 \$)	\$42,804	\$46,699